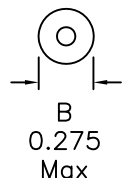
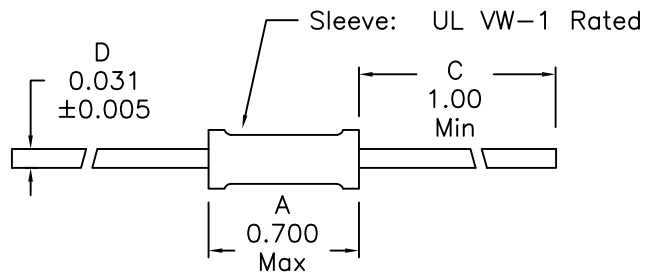



1. Mechanical Dimensions:



2. Schematic:



3. Electrical Specifications: @25°C

OCL: 3300uH±10% @1KHz, 1.0V

DCR: 6.56 Ohms Max

Isat: 0.22 Adc (Based on 10% drop in OCL)

Irated: 0.125 Adc

Q: 15 Min @10KHz, 0.1V

Notes:

1. Solderability: Leads shall meet MIL-STD-202G, Method 208H for solderability.
2. Flammability: UL94V-0
3. ASTM oxygen index: > 28%
4. Insulation System: Class F 155°C. UL file E151556
5. Operating Temperature Range: All listed parameters are to be within tolerance from -40°C to +85°C
6. Storage Temperature Range: -55°C to +125°C
7. Aqueous wash compatible
8. Electrical and mechanical specifications 100% tested
9. RoHS Compliant Component

Doc. Rev. A/3

XFMRs Inc www.XFMRs.com	Title: Axial Leaded Inductor		
	UNLESS OTHERWISE SPECIFIED	P/N: XFAL6326-332K	REV. A
TOLERANCES: .xxx ±0.010	DWN.	Yaun	Sep-23-13
Dimensions in Inch	CHK.	YK Liao	Sep-23-13
SCALE 2:1 SHT 1 OF 1	APP.	Joe Huff	Sep-23-13

PROPRIETARY Document is the property of XFMRs Group & is not allowed to be duplicated without authorization.